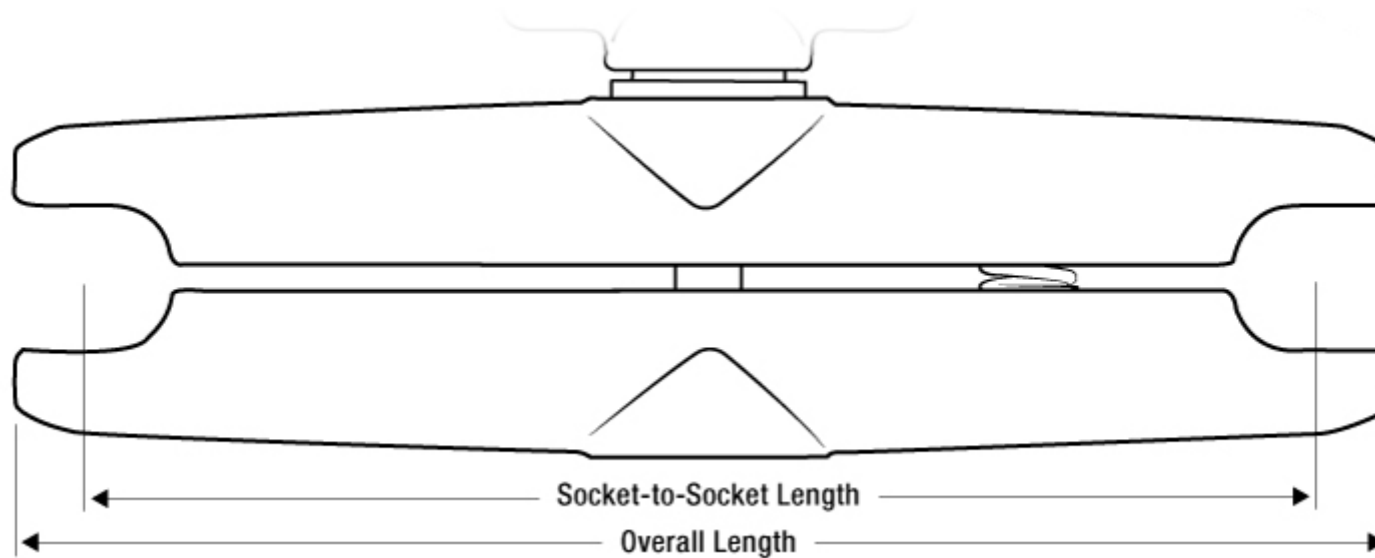


Arm Size

The unique double ball and socket design allows you to adjust your mount to the perfect viewing or operating angle, all with the turn of a single knob. This modular design can be configured with a variety of interchangeable components to fit your specific mounting needs.



Arm Längen		Short Arm	Medium Arm	Long Arm
A Size	Overall Length	N/A	2.11"	3.57"

	Socket to Socket Length	N/A	1.67"	3.12"
B Size	Overall Length	2.42"	3.73"	6.00"
	Socket to Socket Length	1.75"	3.00"	5.31"
C Size	Overall Length	3.56"	5.69"	9.13"
	Socket to Socket Length	2.50"	4.66"	8.00"
D Size	Overall Length	5.10"	8.44"	12.98"
	Socket to Socket Length	3.60"	6.88"	11.41"
E Size	Overall Length	7.31"	12.63"	N/A
	Socket to Socket Length	4.98"	9.88"	N/A

Ball Sizes

The unique double ball and socket design allows you to adjust your mount to the perfect viewing or operating angle, all with the turn of a single knob. This modular design can be configured with a variety of interchangeable components to fit your specific mounting needs.



A Size

0,56 Zoll (14,2 mm)


n.z.



B Size

1 Zoll (25,4 mm)

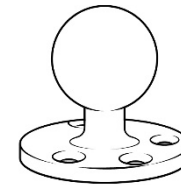
bis 2 lb (0,9 kg)



C Size

1,5 Zoll (38,1 mm)


bis 4 lb (1,814 kg)



D Size

2,25 Zoll (57,15 mm)

bis 10 lb (4,5 kg)



E Size

3,38 Zoll (847,8 mm)

bis 25 lb (11,3 kg)