



## Installation instructions

**MonLines V083**

## VESA adapter for HP Omen 27c

**1. Loosen screws**

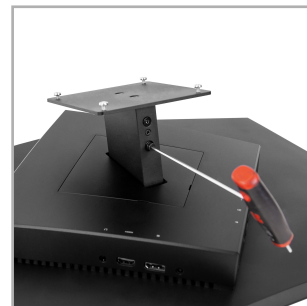
Loosen the screws on the monitor stand.

**2. Remove stand**


Pull out the stand and remove it. Save the screws.

**3. Plug in the adapter**

Insert the VESA adapter into the stand mount.

**4. Screw on the adapter**

Screw on the Vesa plate with the screws from the base.

**5. VESA mount**

Your TV has the Vesa standard 100x100mm and can be combined with a monitor mount.