



MINI/BATT

PowerRING Qi DUAL WIRELESS CHARGING RECEIVER



Please register online
www.miniBatt.com/register


Qi-compatible





Thank you for selecting miniBatt products.

Thank you for purchasing the Dual Mode Receiver
miniBatt PowerRING.

Although a wide variety of smartphones and other devices are optimized for Qi charging technologies, some do not have the capacity. **MiniBatt PowerRING** is the answer to universal charging compatibility.

With this receiver, you can charge your smartphone in any Qi-compatible charger without the hassle of untangling cables. Just place the miniBatt receiver on the charging surface, and your smartphone will start charging.

Qi is a global standard that makes wireless charging possible for your device. With this a Qi-compatible device, you don't need to connect any cable to charge it.



Qi and Qi mark, are the trade marks of WPC.

This product applies for all Qi standard transmitter.





PRODUCT INTRODUCTION:

miniBatt PowerRING is an easy-to-use dual wireless receiver ring to charge any device with micro micro USB (5p) or Apple Lightning connector. Simply plug your device into the appropriate **PowerRING** connector and place it on your chosen wireless charging station surface.

According to Qi Standard 1.2 and one-to-one induction charging, our **miniBatt PowerRING** universal receiver even comes with a convenient LED status display to better let you know when your device is ready to go.

PRODUCT OVERVIEW:



PARTS LIST (INCLUDED IN THIS PACKAGE):



Receiver terminal	1 PCS
User Manual	1 PCS





SPECIFICATIONS:

MAIN FUNCTION:	Wireless Charging Receiver
TYPE OF COIL:	Single Coil
Qi STANDARD:	Version 1.2
CHARGING METHOD:	One to One
INPUT:	DC 5V / 1.0A
OUTPUT Lighting:	DC 5V / 1.0A
OUTPUT 5p:	DC 5V / 1.0A
RECEIVING DISTANCE:	6-8 mm.
EFFICIENCY RATE:	73%
WORKING FREQUENCY:	110-205KHz
DIMENSIONS:	58.0 x 9.5 mm.
BOX INCLUDES:	Wireless Receiver, Manual Instructions





USER GUIDE: Switch on and charging

1. Insert the plug to the external device hole.



2. Put external devices on the wireless charging transmitter, please as far as possible close to the wireless transmitter battery positive area.

The LED indicator remains blue when connected to the power and receiver is placed within the induction area of the charger while charging.



Attention: When these two connectors work together, it will assign current to each connector automatically with total current 1A.





SAFETY INFORMATION:

To protect people from harm and property loss, we make a clear explanation on what you do should obey:

Warning! There are concerning the possibilities of death and severe wound. Attention! There are contents concerning the occurrence of slight wound and property damage.

- **Do not dismantle! WARNING.** It may lead to heat, fire and electric shock.

- Do not use it in places out of the temperature ranging from -20°C to 40°C. It may lead to fire.

- Working temperature: 0 ~ 45

- Working humidity: 10% ~80% (no vapor condense)

- Do not charge in places where the sun shine directly or with high temperature. It may lead to heat, fire and burn

- Please do not use and keep it in wet and dust places. It may lead to heat, fire and electric shock.

- Do not lay the charging machine loaded with other things in places that are easy to fall. It may lead to heat, fire and electric shock

- **Do not lay the magnetic card, magnetic record media and precise machine too close to the product!!!** If you put wireless charging pad close to magnetic card and magnetic record medias, the product may have influence on the magnetic and make those recorded data disappear, and hard watch or other precise machine may break down, so do not put them close to the product.

- **Please charge in steady horizontal level places** It may lead to wound if it fall down.

- **Please who use heart-birth makers should consult your doctor before you use this product.**

- **People use heart-birth makers please leave it at a distance of 22cm from the place where you install your heart-birth maker.**

- The electromagnetic waves have influence on heart-birth-maker's work.

- Do not put it into water or any other liquid product. Do not make it wet. It may lead to heat, electric shock.





ADDITIONAL INFORMATION:

- 1.** Please refer to the operation Manual and put the charging machine in charging area. All you have to do is put it in the charging area, it will start charging regardless of the place and direction. Try to put it near the charging center as close as possible.
- 2.** When the charge is almost finished but not yet, it will stop charging, this is normal.
- 3.** When the product which is under charging conditions is mixed with television and radio noise, please keep the product away from television and radio for more than 1m.





MINI/BATT

WARRANTY AND SUPPORT INFORMATION



Please register online
www.miniBatt.com/register





Thank you for selecting miniBatt products.

IMPORTANT!

Please register online: www.miniBatt.com/register
Please retain proof of purchase and warranty information.
To register your product, obtain product information and documentation, or to access customer-only special offers, direct your Web browser to the web page at:

www.miniBatt.com/register

Please retain the receipt as proof of purchase and write down the information below in case you need to obtain support information.



miniBatt Product Model:

Date of Purchase:

Hardware Serial Number:

Product Number:



PRODUCT WARRANTY

MINIBATT TECHNOLOGIES HK, LTD (“MINIBATT”) offers a limited product warranty on hardware for two years from the date of purchasing.

Products repaired or replaced under warranty shall be subject to the product warranty remaining for the original products that are repaired or replaced.

Defects in material or workmanship on a hardware product or software, covered under warranty, will be repaired or replaced with the same or functionally equivalent product by **MINIBATT**, at its discretion, free of charge under these conditions:

- (1) Obtain a return material authorization (RMA) number from **MINIBATT**.
- (2) Return the failed product to a **MINIBATT** designated repair facility with shipping charge prepaid, and
- (3) Provide **MINIBATT** with written proof of the original date of purchase, such as a dated purchase receipt.

Replacement products may be refurbished or contain refurbished materials. If **MINIBATT**, by its sole determination, is unable to repair or replace the defective product, it will refund the purchase price of the product, less a reasonable usage charge.

This warranty does not apply if, in the sole judgment of **MINIBATT**, the product fails due to damage from shipment, handling, storage, accident, abuse or misuse, or if it has been installed, used or maintained in a manner not conforming to product manual instructions, has been modified in any way, or has had any serial number removed or defaced. Repair by anyone other than **MINIBATT** or an approved agent will void this warranty.

The maximum liability of **MINIBATT** under this warranty is limited to the purchase price actually paid by the customer for the product covered by the warranty, regardless of the amount of any other





direct or indirect damage suffered by the customer. **MINIBATT** makes no warranty that the software will be error free or will operate without interruption.

MINIBATT reserves the right to revise or update its products, software or documentation without notice. **MINIBATT** also reserves the right to change the terms of its limited product warranty at any time. Except as specifically provided above or as required by law, the warranties and remedies stated above are exclusive and in lieu of all others, oral or written, express or implied. Any and all other warranties, including implied warranties of merchantability and fitness for a particular purpose, and non-infringement of third party rights are expressly excluded. **MINIBATT** shall not under any circumstances be liable to any person for any special, incidental, indirect or consequential damages, including without limitation, damages resulting from use or malfunction of the product, loss of profits or revenues or costs of replacement goods, even if **MINIBATT** is informed in advance of the possibility of such damages. The maximum liability of **MINIBATT** under this warranty is limited to the purchase price actually paid by customer for the product covered by the warranty. Customer's purchase and usage of this product is expressly contingent upon the acceptance of the warranty terms above.



MINI/BATT



For more information, please visit the miniBatt website: www.miniBatt.com



This device complies with CE regulations and meets the requirements of the applicable European guidelines.



Electronic old device are valuable materials and do not belong in the domestic waste. If the device has reached the end of its operational life, please dispose of it in accordance with the applicable regulatory requirements of the local collection points. Disposal in general household waste is prohibited.



The device is compatible with the WPC Standard Spec. 1.2 "Qi". Please only use the device with the Qi compatible devices.



Use only in dry indoors locations.

Safety note:

This device complies with Part 15 of the FCC Rules. Operation is subject to the following two conditions:

- (1) this device may not cause harmful interference, and
- (2) this device must accept any interference received, including interference that may cause undesired operation.

Environmentally friendly disposal

Old electrical appliances must not be disposed of together with the residual waste, but have to be disposed of separately. The disposal at the communal collection point via private persons if for free. The owner of old appliances is responsible to bring the appliances to these collection points or to similar collection points. With this little personal effort, you contributed to recycle valuable raw materials and the treatment of toxic substances.



miniBatt Technologies (HK) Ltd.
6/F, Oriental Crystal Commercial Building
46, Lyndhurst Terrace, Hong Kong
All rights reserved miniBatt®



Designed in Barcelona
Made in China