

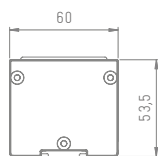
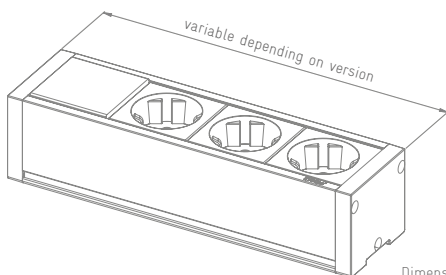
# EV0line® U-Dock





# EVOLine® U-Dock

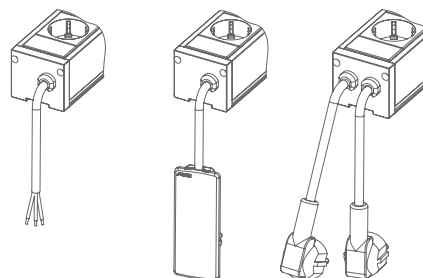
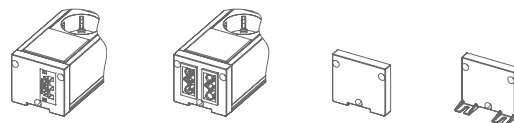
EVOLine U-Dock can be installed in various ways in a work surface.

As a robust base for a professional power and data supply, the freely configurable aluminium profile can be equipped with various power and data connections as well as safety modules for the protection of personnel and machinery.



Dimensions in mm

Description	Picture	Specification	Order number
<p><b>EVoline U-Dock SMALL</b> Aluminium housing, three sockets, VDE-compliant, 60°, 16 A, contact-protected. Power input / output in the end cap, with GST18 / 3 input plug and GST 18 / 3 output socket.</p>		<p>silver anodised with mounting tabs</p> <p>silver anodised without mounting tabs</p>	<p>1596 0000 9500</p> <p>1596 0000 9600</p>
<p><b>EVoline U-Dock DATA SMALL</b> Aluminium housing, three sockets, VDE-compliant, 60°, 16 A, contact-protected. Power input / output in the end cap, with GST18/3 input plug and GST18/3 output socket. Two modular couplings RJ45 to RJ45 CAT6 shielded, 1:1 interconnected. Entry for data cables in the opposite end cap.</p>		<p>silver anodised with mounting tabs</p> <p>silver anodised without mounting tabs</p>	<p>1596 0000 5900</p> <p>1596 0000 3300</p>



Become a co-designer and configure your very own EVoline U-Dock. Select from various finishes and modules for power, data, multimedia and safety.

Directly to  
EVoline  
Configurator.  
[www.evoline.com/  
konfigurator](http://www.evoline.com/konfigurator)

