

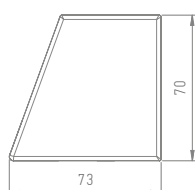
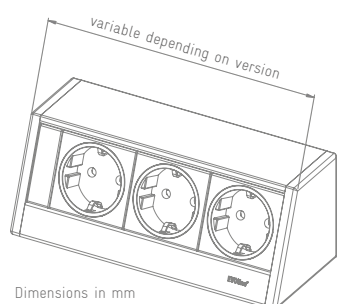
EVoline® R-Dock





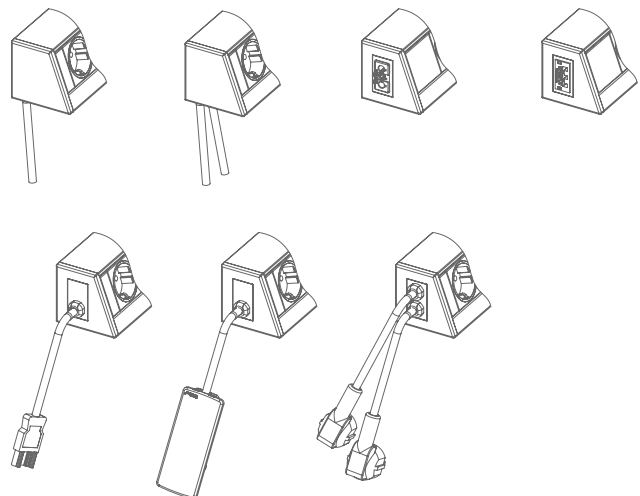

Contemporary and modern for all workspaces.

EVOLine® R-Dock

EVOLine R-Dock can be installed into any right angle corner. With its flat back and angled front fascia, it is comfortable to use. Install back to back on a flat surface for a double unit – obviously freely configurable.



| Description | Picture | Specification | Order number |
|---|---|--|---|
| <p>EVoline R-Dock SMALL Aluminium housing, three sockets, VDE-compliant, 0°, 16 A, contact-protected. Fixed supply cable 3.0 m with plug. Power supply cable entry left side of the bottom of the profile.</p> |  | <p>silver anodised white powder-coated (RAL 9010) Fixing solutions to be ordered separately.</p> | <p>1598 0000 1700 1598 0000 8600</p> |
| <p>EVoline R-Dock DATA SMALL Aluminium housing, three sockets, VDE-compliant, 0°, 16 A, contact-protected. Fixed supply cable 3.0 m with plug. Two modular couplings RJ45 to RJ45 CAT6 shielded, 1:1 interconnected. Power supply cable entry left side of the bottom of the profile.</p> |  | <p>silver anodised white powder-coated (RAL 9010) Fixing solutions to be ordered separately.</p> | <p>1598 0000 1800 1598 0000 8700</p> |



Become a co-designer and configure your very own EVoline R-Dock. Select from various finishes and modules for power, data, multimedia, safety and fixings.

Directly to
 EVoline
 Configurator.
[www.evoline.com/
 konfigurator](http://www.evoline.com/konfigurator)

