




26"-40" Tilt Wall Mount

LWB2





TILTING WALL MOUNTS



FEATURES

- Security bolts to prevent accidental screen movement
- Adjustable Tilt Angle included from 6,5° to 12°
- Heavy duty 3 mm professional gauge steel
- Max. capacity 80 kg

TECHNICAL

min. 100x100 mm
 max. 400x300 mm

min. 70x65 mm
 max. 450x310 mm

26"-40"

60 kg

76 mm

PRODUCT SPECIFICATION

Dimensions (HxWxD)	Weight	Max capacity	Colour	Packaging dimensions
350x490x41 mm	2,6 kg	60 kg	black silver	540x300x45 mm

TECHNICAL DRAWINGS

