



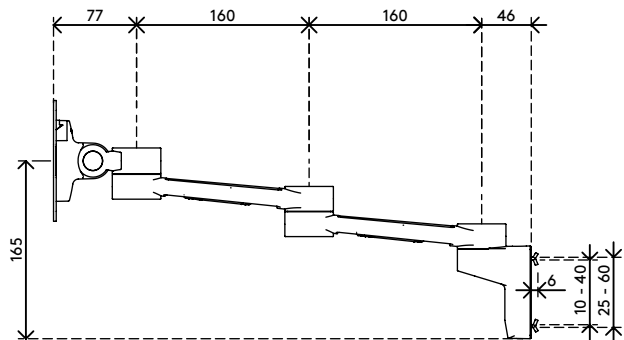
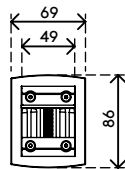
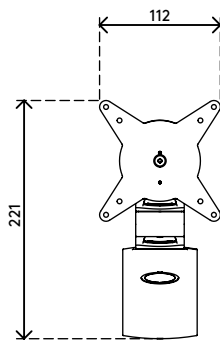
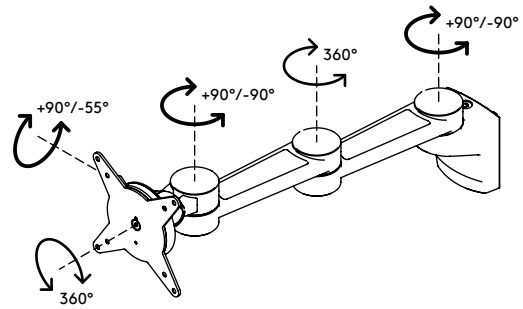
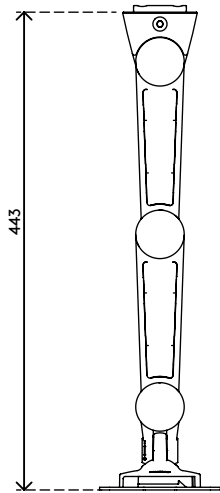
58.422

Viewlite monitor arm - rail 422

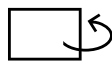
Free up desk space with this monitor arm that mounts onto a slat rail/wall or toolbar. Double extensions let you adjust the monitor's depth independently, making it ideal to span a deep desktop surface. Simply adjust the screw on top to tighten or loosen the clamping mechanism. Cables are easily hidden in the arm's aluminium extensions to create a tidy, professional impression.

- Fixed height
- Independent depth adjustment
- Integrated cable management
- Main components made of aluminium
- 40% of aluminium content is already recycled
- VESA MIS-D 75 x 75/100 x 100 mm compatible
- Rotate 360°, tilt +90°/-55°, swivel +90°/-90°
- Weight capacity max. 8 kg per monitor
- Comes with a rail mount
- Fitted with a practical quick-release VESA system
- Monitor rotation lock can be enabled

viewlite X



+90°/-55°



+90°/-90°



360°



75 x 75/100 x 100



8 kg

Viewlite monitor arm - rail 422


2016/03/25


58.422

 350 x 220 x 130 mm

 1 pcs

 silver-white

 2,055 kg

 805410584221