



CONI COVER

CONI COVER is an elegant way of accessing separate power supply units or standard cable installation systems under the surface of furniture. It is ideal for tables with built-in cable ducts, for example. CONI COVER can of course also be retrofitted to existing equipment.

To access the connections, the lid of the CONI COVER simply has to be opened. Thanks to the integrated brush insert, the cover can even be closed again with devices connected. The harmonious appearance of an "even" furniture surface is retained.

Both small and large versions of the CONI COVER mounting frame are available. They have an R5 corner radius, which enables them to be flush-mounted in the furniture. The mounting depth of approx. 24 mm is suitable for a minimum tabletop thickness of 16 mm. It is fixed in place with 4 screws. These are screwed on from the inside through corresponding holes on the long sides of the mounting frame. Mounting instructions and cut-out dimensions are supplied with the unit.


BENEFITS

- **Compatible with all duct and furniture manufactures**
- **Ideal for retrofitting**
- **Integrated brush insert for closing even when cables are connected**
- **New: now includes matching tray and mount for the power strip**

	<p>Mounting frame dimensions (W x H x D): Large: 387 x 148 x 23 mm Small: 248 x 148 x 23 mm</p>	<p>Tabletop thickness: min. 16 mm</p>
	<p>Dimensions of optional tray (W x H x D): 430 x 230 x 85 mm</p>	<p>Material: steel sheet</p>
	<p>Mounting depth of frame: 24 mm</p>	<p>Colour variants: </p>

Perfect combination

Our STEP and UNIVERSAL power strips are easy to mount under the table and can be combined with CONI COVER (when used without a CONI COVER tray).



Large CONI COVER mounting frame

Easy access to all power supply units located under the furniture surface.



CONI COVER mounting frame

#	
Large	
338.0080	Grey metallic (powder-coated, similar to RAL9006)
911.501	White (powder-coated, similar to RAL9010)
911.503	Black (powder-coated, similar to RAL9005)
Small	
338.0081	Grey metallic (powder-coated, similar to RAL9006)
911.500	White (powder-coated, similar to RAL9010)
911.502	Black (powder-coated, similar to RAL9005)

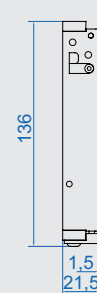



Colour guides

#	
917.029	Set of 5 colour charts Chart size 120 mm x 64 mm Colour chart set contains: Grey metallic (similar to RAL9006), Anthracite (similar to RAL7016), Black (similar to RAL9005), White (similar to RAL9010), Moonstone metallic



Integrated brush insert for closing once cables have been connected.



CONI COVER - Small | Dimensions in mm

For suitable **power strips**, see from page 118.

For suitable **cable management solutions**, see from page 88.