




CABLE BRIDGE – the cable duct

- WxH 146x19mm
- Anodised aluminium profile, rippled for anti-slip effect
- 3-chamber system allowing power and data cables to be routed separately
- Can be fixed (with double-sided tape) or screwed into place on the floor (see fixing accessories)

#	
Straight element	
930.060	1.0m
930.061	2.0m
Angled element	
930.062	45°
930.063	90°
Linking element For linking straight elements Screws into place with integral Allen bolts	
930.064	Contents: 2 units
Fixing accessories For screwing down cable ducts at the ends	
930.065	Contents: 4 units



Straight element



Angled element